

## Language Pack For Migrants in Europe Extended

### L-PACK project guide

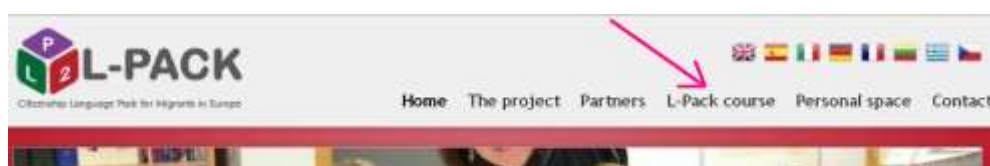
- L Pack 2 is a ‘pack’ of language learning materials for migrants. The English version was created especially for migrants in Ireland.
- You can use our materials in a classroom, with help from a tutor, or on your own.
- All you need is access to the internet.

**Our website:** <http://www.l-pack.eu/>

This is what our website looks like:



To start using the materials, go to the ‘L-Pack Course’ section:



Here, you will find all of our course materials: written materials (dialogues); videos and audio files.

## Language Pack For Migrants in Europe Extended

### News

-  Personal Space  
22/12/2014
-  30 improved L-Pack videos  
22/12/2014
-  Teaching materials in English  
and French  
20/11/2014

### Multimedia Course

- Dialogue 1.1 - What's the weather like?
- Dialogue 2.1 - Calling with sympathy
- Dialogue 2.2 - Happy Birthday
- Dialogue 2.3 - Greeting
- Dialogue 3.1 - SOLAS phone call
- Dialogue 3.2 - SOLAS interview
- Dialogue 3.3 - Interview at a hotel
- Dialogue 4.1 - Gardening company phone call
- Dialogue 4.2 - Jobs at the gardening company
- Dialogue 5.1 - Going to a doctor
- Dialogue 5.2 - At a chemist
- Dialogue 5.3 - At a hospital
- Dialogue 6.1 - Looking at a flat
- Dialogue 6.2 - Hoise
- Dialogue 7.1 - Bank
- Dialogue 7.2 - Immigration Office
- Dialogue 7.3 - Tax
- Dialogue 7.4 - Upgrading trade certificates
- Dialogue 7.5 - Recognition of degrees
- Dialogue 8.1 - Fruit and veg
- Dialogue 8.2 - Internet cafe
- Dialogue 9.1 - Phoning a school
- Dialogue 9.2 - Parent and teacher meeting
- Dialogue 10.1 - Talking about the ETB
- Dialogue 10.2 - At the ETB

Click on any of these dialogues and you will come to a page with scripts, tips and exercises. For example, when you click on the first dialogue, it will open up this page:

### English

### Multimedia Course in Language and Culture for Migrants

### A2 Level

### To aid communication in everyday English in Ireland

## Language Pack For Migrants in Europe Extended

Scroll down and you will find...

### An introduction

*Module 1:*  
*Communication*



#### Introduction

Here are two people discussing the weather in Ireland. The weather in Ireland is very wet. This can be good and it can be bad. Let's see their different views on this topic. This topic is usually the first thing Irish people talk about if they meet casually e.g. at a bus stop. The men discuss travelling plans for the weekend. They also

### A script

#### Dialogue 1: What's the weather like?

<https://www.youtube.com/playlist?list=PLAHmRvsk0yq3eKlr35DOT7-5M2T7vnt4m>

		<p><b>Situation:</b> At home listening to the radio</p> <p><b>Characters:</b> Luke and Paul</p>
Paul	Luke	

**Luke-** What will the weather be like tomorrow?

## Language Pack For Migrants in Europe Extended

### Some questions

#### Oral Comprehension

Answer the following questions. The correct answers can be found in the key on the last page.

##### Exercise 1:

Luke and Paul have a discussion about:

- a. Work
- b. Travel
- c. Politics

##### Exercise 2:

Paul prefers which season?

- a. Spring
- b. Autumn
- c. Summer

### Some grammar tips

#### Grammar

##### Future Tense using "will":

"Will" is used in the following situations:

- Spontaneous decisions
- A promise
- An action in the future

##### Examples:

The weather forecast will be on the radio at seven

The sky will be cloudy with rain

The weather will improve in the late afternoon.

##### Links:

[http://www.grammar.cl/Notes/Future\\_Will.htm](http://www.grammar.cl/Notes/Future_Will.htm)

<http://www.englishpage.com/verbpage/simplefuture.html>

## Language Pack For Migrants in Europe Extended

### Some information about Irish culture and vocabulary

#### In Ireland

Ireland has a mild, temperate climate, which means it never gets very hot or very cold. Typically, summer days would be between 18 to 20 degrees Celsius and winter days on average are around 8 degrees Celsius. There is a lot of rain, especially on the west coast which is what makes the landscape so green, earning Ireland its nickname: 'The Emerald Isle'.

#### Vocabulary

Weather	Hot	Autumn
Forecast	Foggy	Sunny
Sunshine	Season	Warm
Cloudy	Summer	Cold

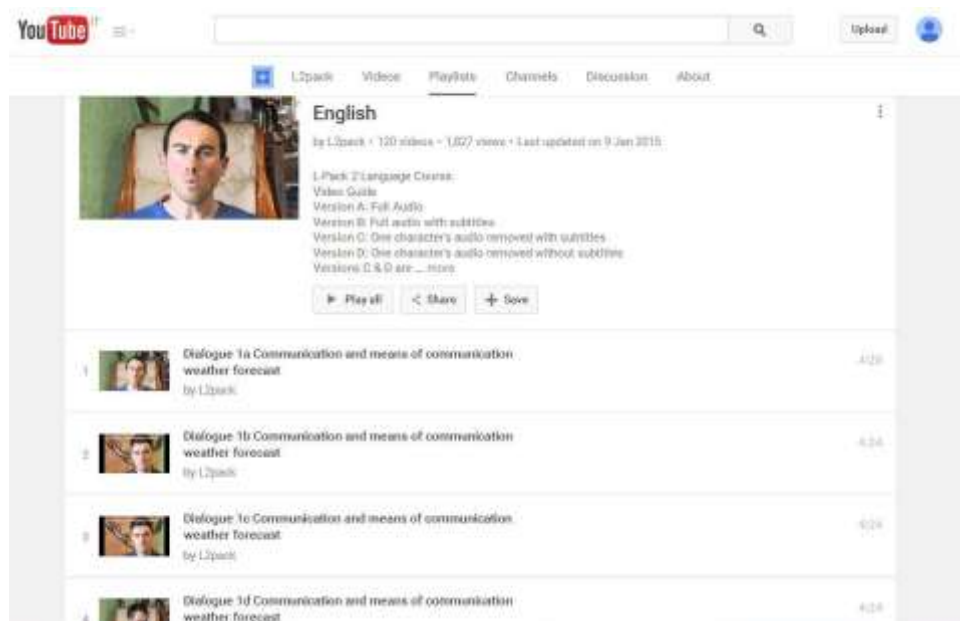
If you want to watch the videos, go to the "L-Pack Course" and click "Video". You will be directed to the YouTube channel.

Each dialogue has a corresponding video. Look at the number of the dialogue and select a video with the same number from the list of the videos available on YouTube.

#### Dialogue 1 = Video 1

## Language Pack For Migrants in Europe Extended

When you visit the YouTube channel, you will find that each video has 4 different versions: Versions A, B, C, & D:



Video A – just the video

Video B – video with subtitles

Video C – video with subtitles and with the migrant character muted

Video D – video with NO subtitles and with the migrant character muted

Language Pack For Migrants in Europe Extended

How should I use these different versions?

Version A:

Just listen and familiarise yourself with the content



Version B:

Listen and read the subtitles




Version C

Listen and read the migrant's subtitles OUT LOUD!



Version D

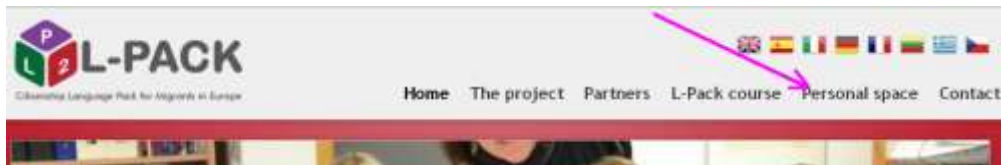
Listen and say the part of the migrant using your own words



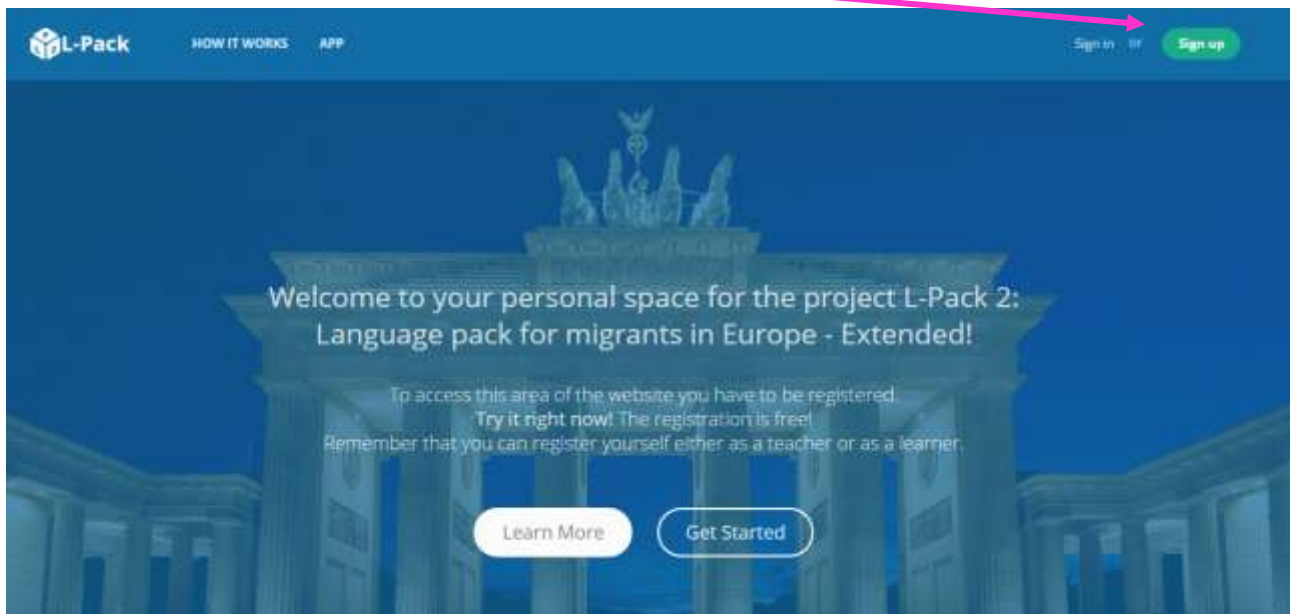
## Language Pack For Migrants in Europe Extended

It might take a while for you to get good enough to keep up with the pace of the videos but by repeating the process of listening, reading, and speaking you will get it eventually!

If you want to record yourself saying the migrant's part of the videos C or D, you must set up a 'Personal Space' account on our website



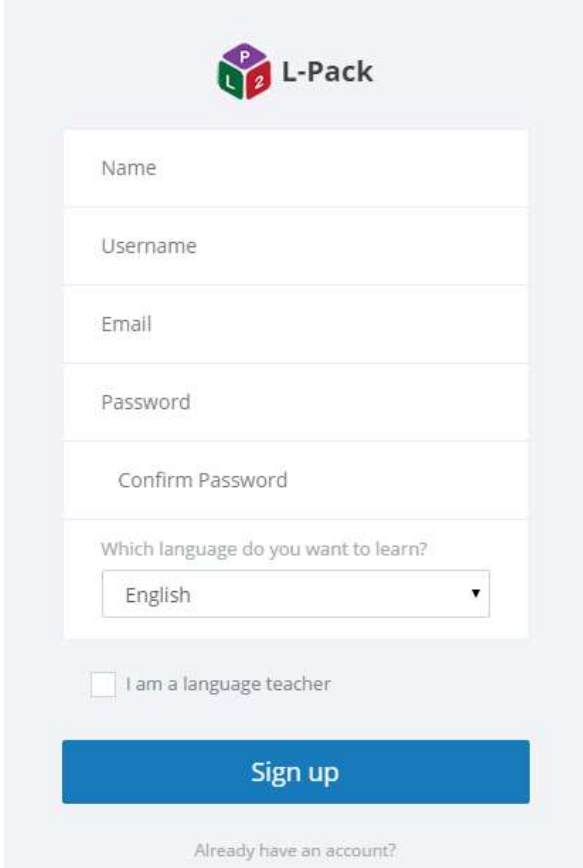
Click the green 'Sign up' button





## Language Pack For Migrants in Europe Extended

Fill in the information:

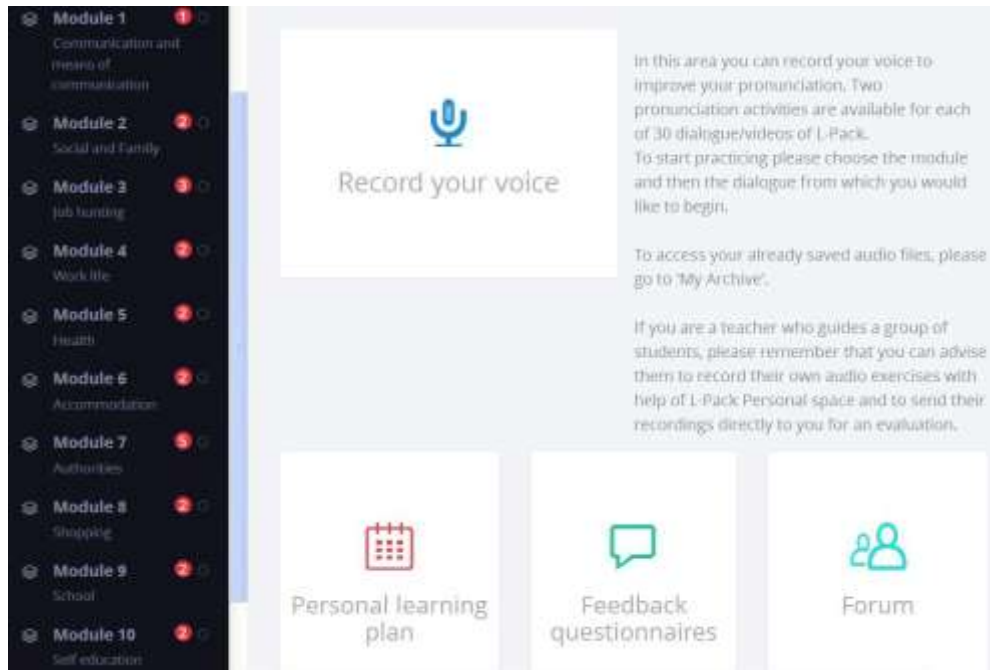


The registration form for L-PACK includes the following fields and options:

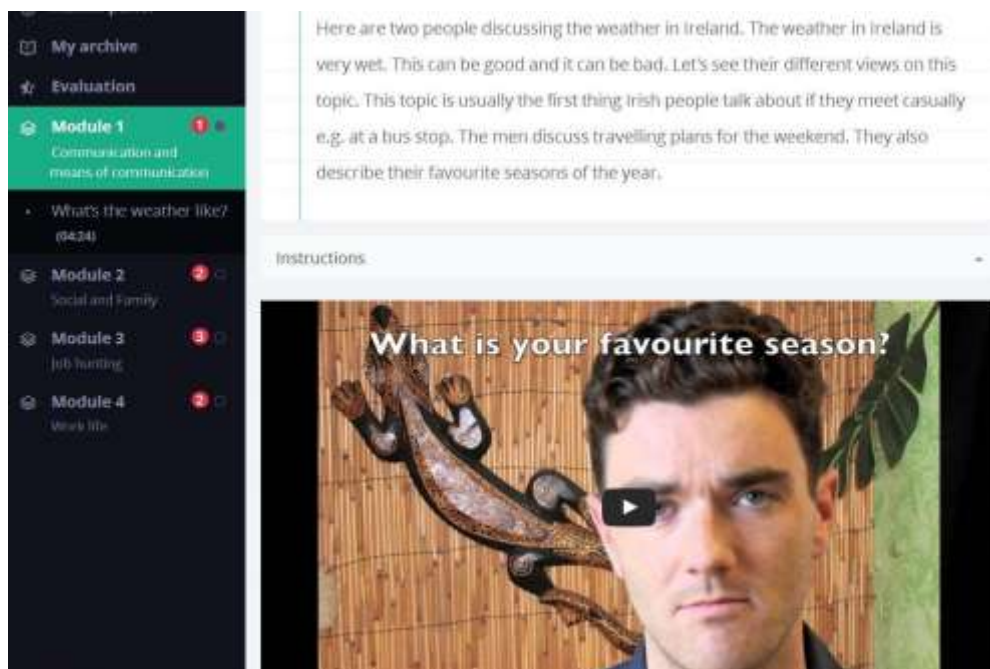
- Name
- Username
- Email
- Password
- Confirm Password
- Which language do you want to learn? (Dropdown menu with "English" selected)
- I am a language teacher
- Sign up** button
- [Already have an account?](#) link

An email will be sent to your email address. Click the link in the email and your Personal Space account will be ready to use. This is what it looks like:

## Language Pack For Migrants in Europe Extended

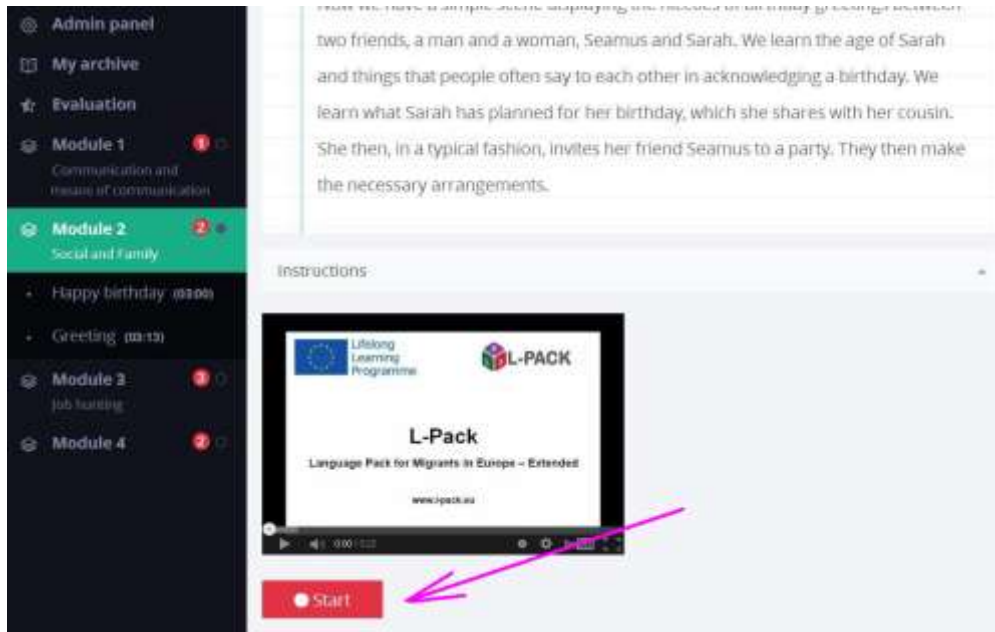


All of the videos are listed in the black section on the left hand side of the page. Click on the video you want to make a recording for and it will appear.

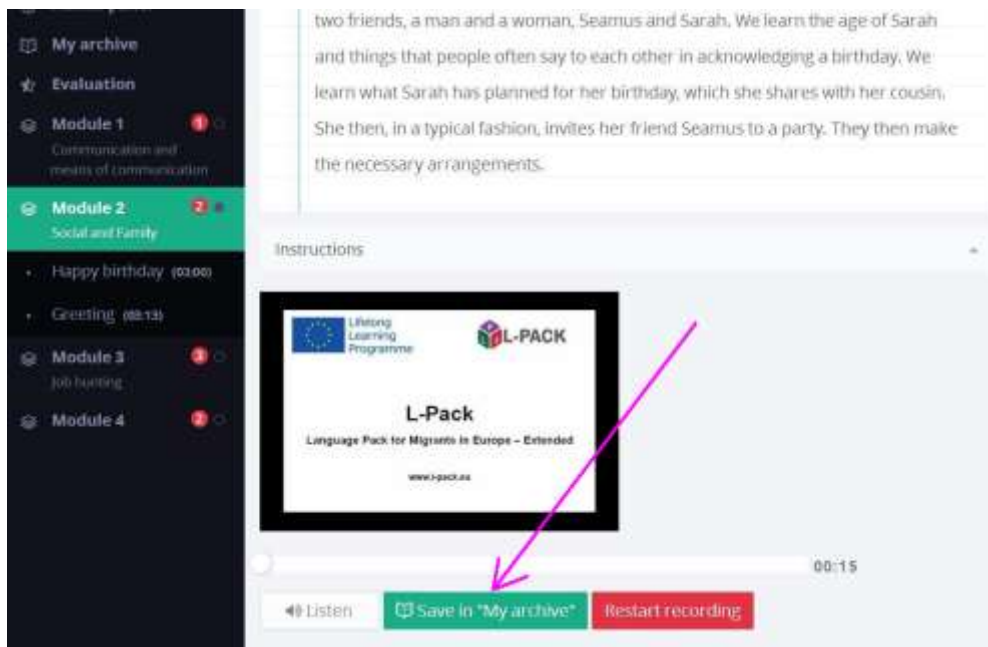


If you press 'Exercise 1' it will bring you to a video with subtitles (version C). The goal is to record yourself saying the part of the migrant (which is muted in this version) with the help of the subtitles. When you press 'Start', the video will begin and so will the recording.

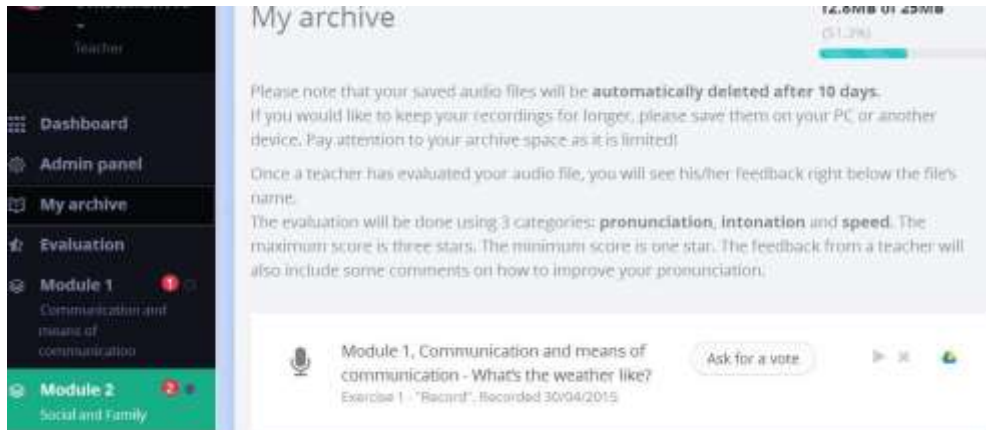
## Language Pack For Migrants in Europe Extended



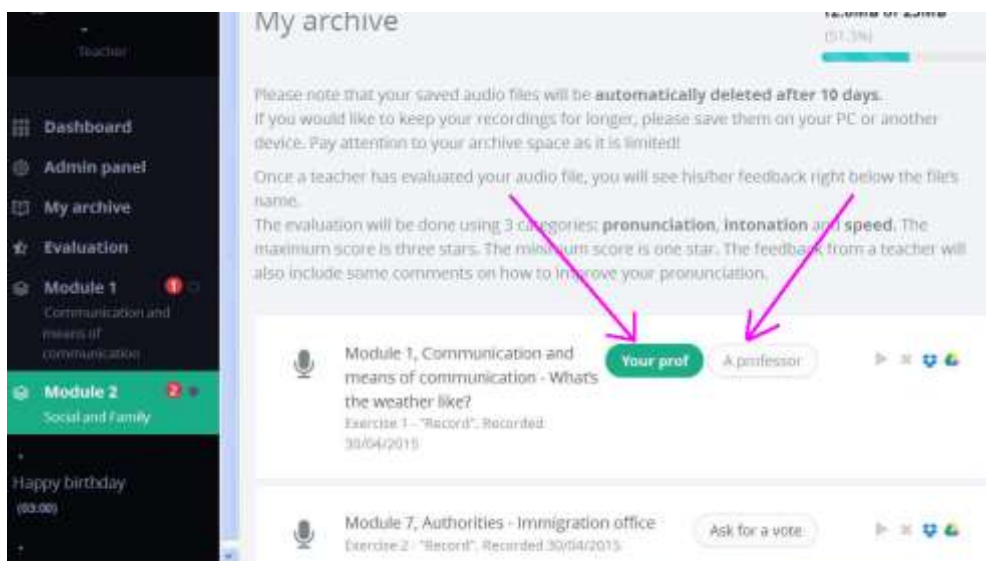
Keep trying to until you get a version you are happy with! You can save the ones you're happy with to your archive.



## Language Pack For Migrants in Europe Extended



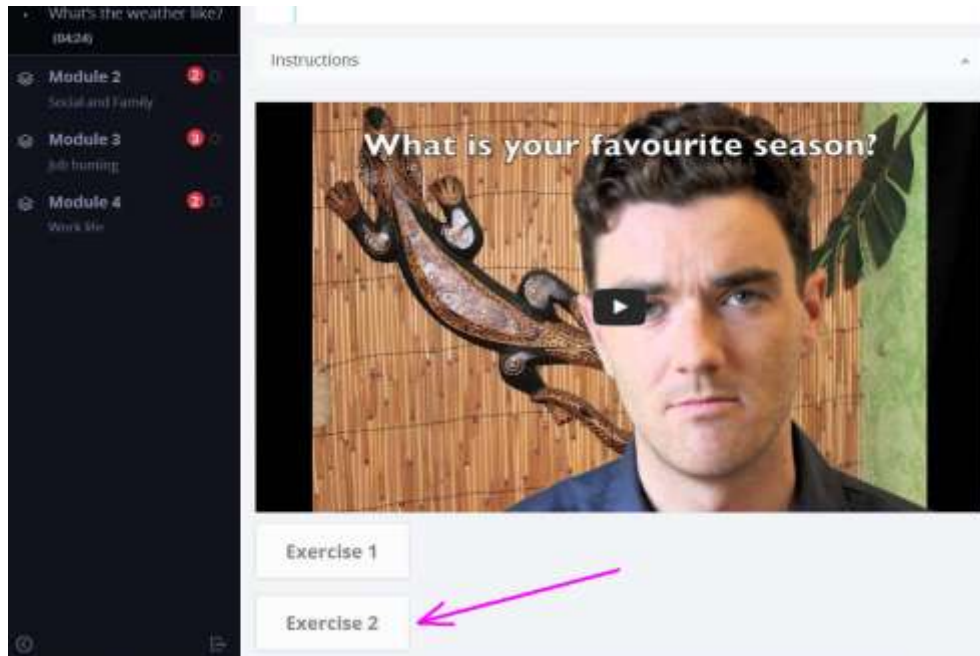
Once you have saved your recording in your archive, you can ask for a 'vote' from either your own language teacher or from one of the L Pack 2 English teachers.



When a teacher listens to your recording, they can provide you with a score and some useful tips!

If you chose 'Exercise 2' instead of 'Exercise 1', it's the exact same process but there are no subtitles to help you (this is version D of the videos). You must try to paraphrase the lines of the migrant!

## Language Pack For Migrants in Europe Extended



This is very challenging so don't worry if it takes lots of practice. While practising your lines, you are also practising tone, pace, and pronunciation, all while learning lots of new vocabulary!

To get more detailed explanations on how to use the L-Pack2 course, go to the "L-Pack Course" section and click on "Guide for self-learners".

*This project has been funded with support from the European Commission.*

*This publication [communication] reflects the views only of the author, and the Commission cannot be held responsible for any use which may be made of the information contained therein.*